



ECN	REVISION	ZONE	SHEET	DESCRIPTION OF CHANGE	APPROVED	DATE
427	NR	-	-	INITIAL RELEASE	<i>RML</i>	6-30-2021

**Notes:**

- 1)  The XXX in the part number is the length of the assembly in inches.
- 2) Terminate connectors per manufactures assembly instructions. Locate labels within one inch of adhesive heat shrink.
- 3) Length tolerance +3/-0.
- 4) Prior to applying epoxy check continuity and cross with ID-PT-1 continuity tester.
- 5) Test assembly with TE460-137 and a monitor for color pattern.

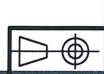
1.25	M23053/5-104-0	.125" BLACK HEAT SHRINK	12	
1	GFSC-2035	DVI-D DUAL LINK PLUG	11	
0.5	M23053/5-108-0	.500" BLACK ADHESIVE HEAT SHRINK	10	
4.5	ATUM12/3-0	.472" BLACK ADHESIVE HEAT SHRINK	9	
12	1181	EMI COPPER TAPE	8	
2	3PS-375-2-WT	.375 INCH WHITE HEAT SHRINK LABEL	7	
1	GFSC-2037	SIZE 2 D-SUB BACKSHELL	6	
12	M23053/5-101-0	3/64" BLACK HEAT SHRINK	5	
2ml	14270	5 MINUTE CLEAR EPOXY	4	
1	GFSC-2034	HDMI PLUG CONNECTOR	3	
A/R	GF100-26HDMI	26 AWG HDMI CABLE	2	
	GFAHDMI-301-XXX	HDMI TO DVI HARNESS ASSEMBLY	1	
QTY	PART NUMBER	DESCRIPTION	ALTERNATE P/N	ITEM #

**KIT BILL OF MATERIALS**

DESIGNED BY: J HERR	DATE: 6/17/2021	CHECKED BY: <i>Kim Klinger</i>	DATE: 6-30-21	APPROVED BY: <i>Chad Chapman</i>	DATE: 6-30-21
------------------------	--------------------	-----------------------------------	------------------	-------------------------------------	------------------



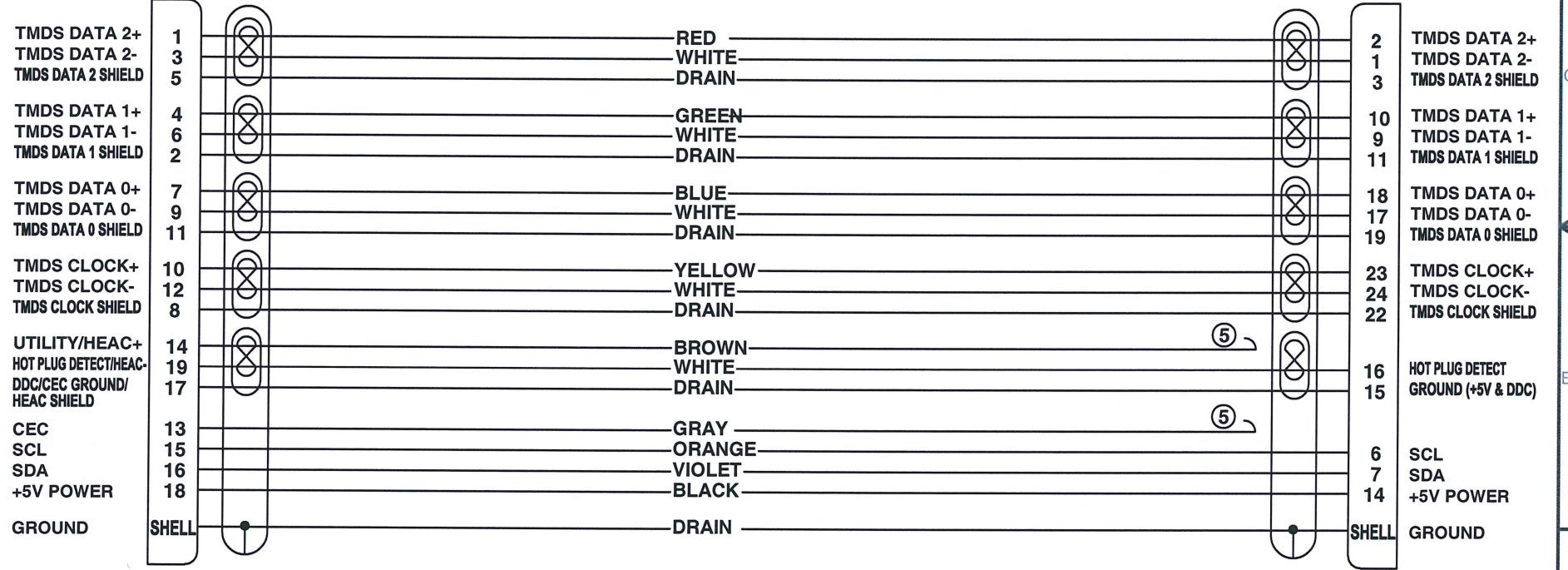
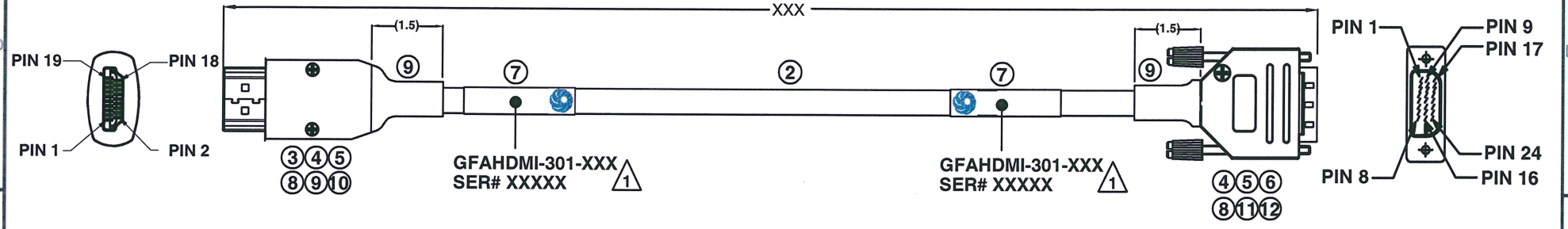
DESCRIPTION: HDMI TO DVI-D HARNESS ASSEMBLY



UNLESS OTHERWISE SPECIFIED:  
ALL DIMENSIONS ARE IN INCHES.  
ALL DIMENSIONS ARE FOR REFERENCE ONLY.

6180 Industrial Ct. Greendale WI, 53129  
Tel: 414-488-6320 Fax: 414-433-9041

CAGE CODE: 8A8D5	DRAWING NUMBER: GFAHDMI-301	SHEET: 1 OF 2
---------------------	--------------------------------	------------------



**GIGAFLIGHT**  
CONNECTIVITY INC.

6180 Industrial Ct. Greendale WI, 53129  
Tel: 414-488-6320 Fax: 414-433-9041