

Notes:

1. Terminate connectors per manufactures assembly instructions.
Locate labels approximately where shown.

2. Length tolerance $\frac{\leq 36}{+1/-0} \mid \frac{> 36}{+3/-0}$

3. The XXX in the part number is the length of the assembly in inches.

4. Test cables for continuity and cross continuity using MM450 multimeter or equivalent.


5. Include test results with each shipment.

ECN	REVISION	ZONE	SHEET	DESCRIPTION OF CHANGE	APPROVED	DATE
1247	NR	-	-	INITIAL RELEASE	CC	12-1-2025
1278	A	-	-	REPLACED ITEM 3 WITH NEW CONNECTOR REPLACED ITEM 4 WITH NEW CONNECTOR HOOD	CC	1-30-26

2	3PS-375-2-WT	.375 INCH HEAT SKRINK LABEL	5
1	USBHD3-A-Z	LSZH HOOD FOR USB 3.0 A MALE CONNECTOR	4
1	USBCN3-A	USB 3.0 TYPE A CONNECTOR, MALE PLUG	3
A/R	GF82624C-USB31	USB 3.1 CABLE	2
3	GFA-USB3.1A-767-XXX	USB 3.1 A PLUG ASSEMBLY	1

QTY	PART NUMBER	DESCRIPTION	ITEM #
-XXX	KIT BILL OF MATERIALS		
KIT			


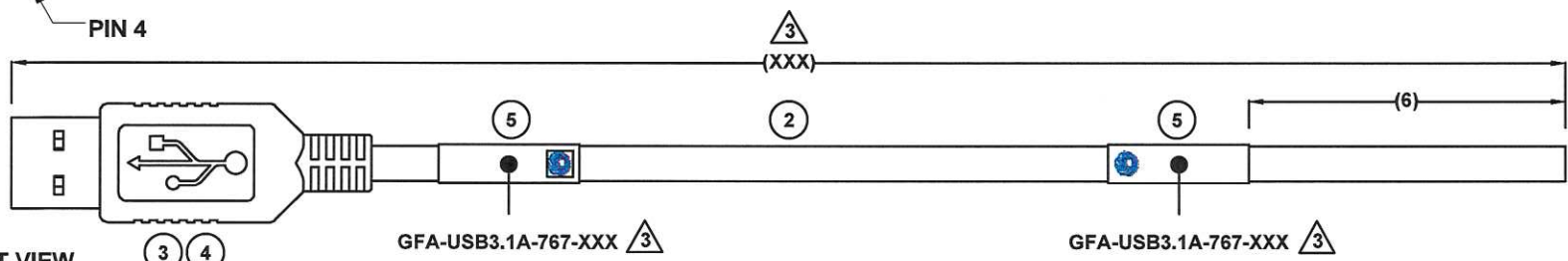
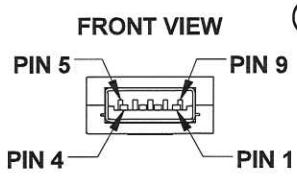
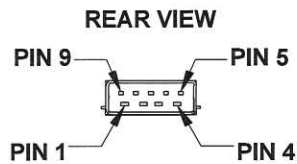
DESIGNED BY:	DATE:	CHECKED BY:	DATE:	APPROVED BY:	DATE:
S Kahloon	12/1/2025	A ELVIRA	12/1/2025	C CHAPMAN	12/1/2025

	DESCRIPTION:		
	USB 3.1 A PLUG ASSEMBLY		

6180 Industrial Ct. Greendale WI, 53129 Tel: 414-488-6320 Fax: 414-433-9041	CAGE CODE: 8A8D5	DRAWING NUMBER: GFA-USB3.1A-767	SHEET: 1 OF 2
--	---------------------	------------------------------------	------------------

UNLESS OTHERWISE SPECIFIED:
ALL DIMENSIONS ARE IN INCHES.
ALL DIMENSIONS ARE FOR REFERENCE ONLY.





GIGAFLIGHT
CONNECTIVITY INC.

6180 Industrial Ct. Greendale WI, 53129
Tel: 414-488-6320 Fax: 414-433-9041

CAGE CODE: 8A8D5	DRAWING NUMBER: GFA-USB3.1A-767	SHEET: 2 OF 2
---------------------	------------------------------------	------------------