

ECN	REVISION	ZONE	SHEET	DESCRIPTION OF CHANGE	APPROVED	DATE
894	NR	-	-	INITIAL RELEASE	CC	3-22-24

Notes:

- 1) The XXX in the part number is the length of the assembly in inches.
- 2) Terminate connectors per manufactures assembly instructions. Locate labels within one inch of adhesive heat shrink.
- 3) Length tolerance +3/-0.
- 4) Prior to applying epoxy check continuity and cross with ID-PT-1 continuity tester.
- 5) Test assembly with TE460-137 and a monitor for color pattern.
- 6) Full fill D-Sub connector with all unused contacts.
- 7) Discard washers and nuts supplied with (item 13) female screw locks. Prior to installing screws apply (item 14) loctite 243 to threads.
- 8) Discard rubber bushing and screws supplied with (item 12) backshell and use (item 8) adhesive heat shrink.

.05ml	243	LOCTITE 243		14
1	L17D204182	FEMALE SCREW LOCKS (QTY 2)		13
1	GFSC-2040	SIZE 2 D-SUB BACKSHELL W/4-40 UNC THREADS		12
1	GFSC-2036	HD26 D-SUB PLUG WITH PINS		11
2	1181	COPPER TAPE		10
1	GFSC-2035	DVI-D DUAL LINK PLUG		9
6	ATUM12/3-0	.472" BLACK ADHESIVE HEAT SHRINK		8
2	3PS-375-2-WT	.375 INCH WHITE HEAT SHRINK LABEL		7
1	GFSC-2037	SIZE 2 D-SUB BACKSHELL W/THUMB SCREWS		6
10	M23053/5-101-0	3/64" BLACK HEAT SHRINK		5
1ml	14270	5 MINUTE CLEAR EPOXY		4
2.5	M23053/5-104-0	.125" BLACK HEAT SHRINK		3
A/R	GF100-26HDMI-NX	26 AWG HDMI CABLE		2
	GFAHDMI-510-XXX	HD D-SUB 26 MALE W/FEMALE SCREW LOCKS TO DVI-D MALE W/THUMB SCREWS		1
QTY	PART NUMBER	DESCRIPTION	ALTERNATE P/N	ITEM #
-XXX	KIT BILL OF MATERIALS			
ASSY				

DESIGNED BY: T. Forst	DATE: 3/22/2024	CHECKED BY: <i>C Chapman</i>	DATE: 3/22/2024	APPROVED BY: <i>T Forst</i>	DATE: 3-22-24
--------------------------	--------------------	---------------------------------	--------------------	--------------------------------	------------------

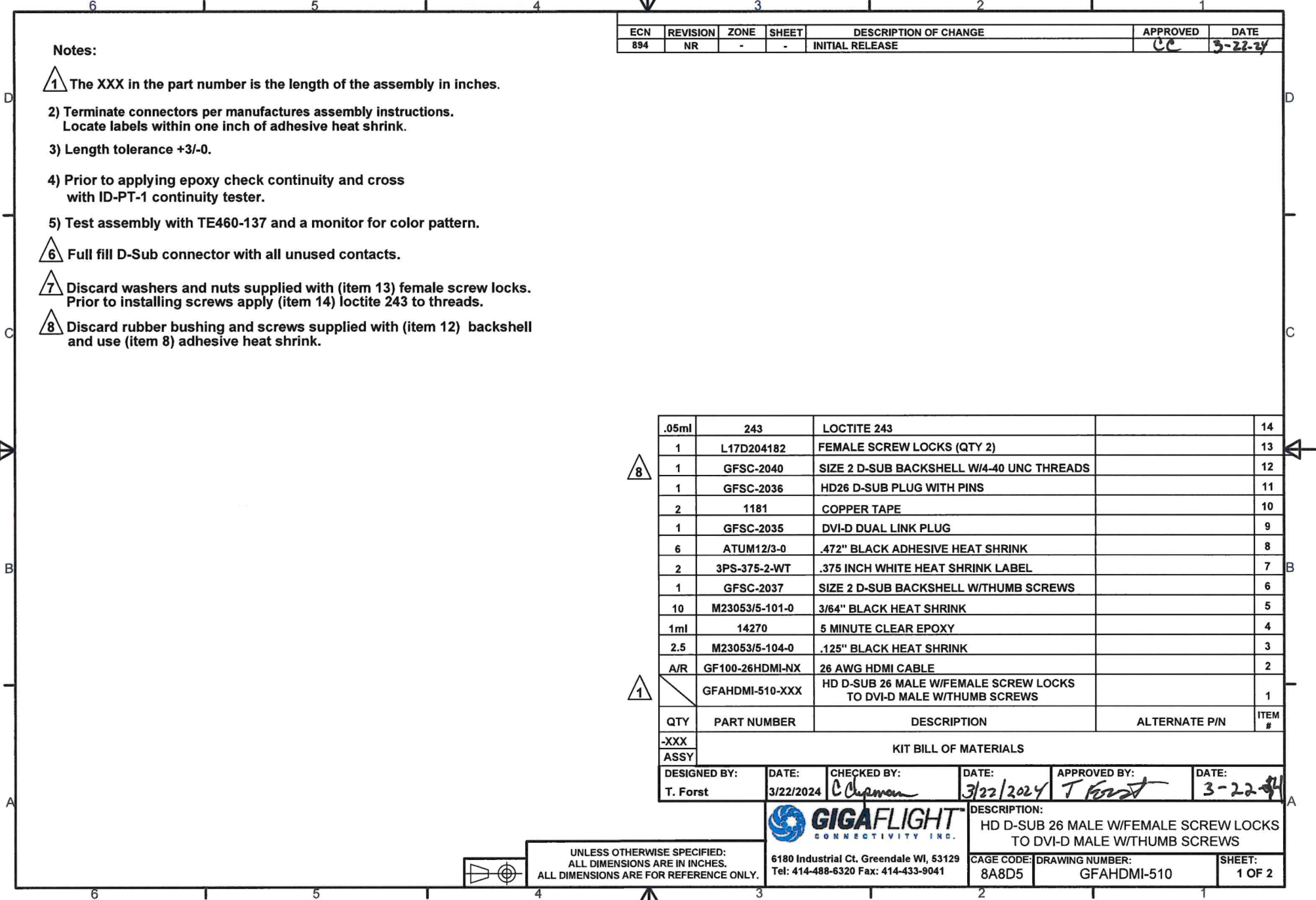
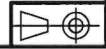


6180 Industrial Ct. Greendale WI, 53129
Tel: 414-488-6320 Fax: 414-433-9041

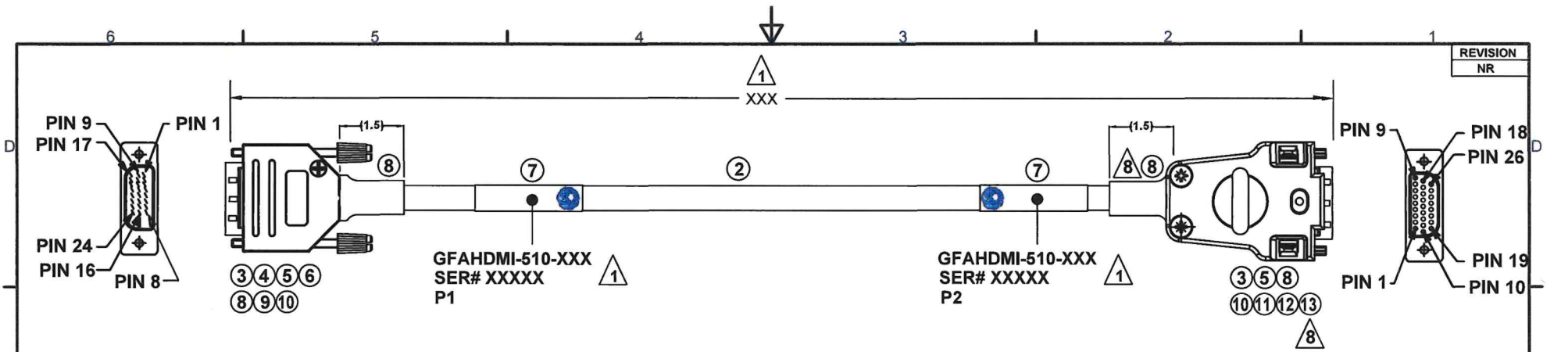
DESCRIPTION:
HD D-SUB 26 MALE W/FEMALE SCREW LOCKS TO DVI-D MALE W/THUMB SCREWS

CAGE CODE: 8A8D5
DRAWING NUMBER: GFAHDMI-510
SHEET: 1 OF 2

UNLESS OTHERWISE SPECIFIED:
ALL DIMENSIONS ARE IN INCHES.
ALL DIMENSIONS ARE FOR REFERENCE ONLY.




REVISION
NR



GFAHDMI-510-XXX
SER# XXXXX
P1

GFAHDMI-510-XXX
SER# XXXXX
P2



△ P2 UNUSED D-SUB CONTACTS
2-8, 12-14, 16, 18



6180 Industrial Ct. Greendale WI, 53129
Tel: 414-488-6320 Fax: 414-433-9041

CAGE CODE: 8A8D5 DRAWING NUMBER: GFAHDMI-510 SHEET: 2 OF 2