

Notes:

1. Terminate connectors per manufactures assembly instructions. Locate labels within one inch of adhesive heat shrink.
2. Length tolerance +3/-0 inches.
3. The XXXX of the serial number on labels will be replaced with numbers from the serial number on the work order.
4. The XXXX in the part number is the length of the assembly in inches.
5. Perform continuity and cross continuity test on each assembly.
6. Include test results with each shipment.

ECN	REVISION	ZONE	SHEET	DESCRIPTION OF CHANGE	APPROVED	DATE
998	NR	-	-	INITIAL RELEASE	CC	9-10-24

1	GFSC-2006	CATEGORY 6A RJ45 STRAIGHT PLUG	4
2	3PS-375-2-WT	.375 INCH WHITE HEAT SHRINK LABEL	3
A/R	GF824B-6A	CATEGORY 6A ETHERNET CABLE	2
4	GFACAT6A-653-XXXX	GF824B-6A CAT6A ETHERNET ASSEMBLY	1
QTY	PART NUMBER	DESCRIPTION	ITEM #
-XXXX	BILL OF MATERIALS		
ASSY			

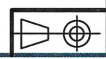
DESIGNED BY: C CHAPMAN	DATE: 8/28/2024	CHECKED BY: M. Fregoso	DATE: 9/10/2024	APPROVED BY: C Chapman	DATE: 9-10-24
---------------------------	--------------------	---------------------------	--------------------	---------------------------	------------------

GIGAFLIGHT
CONNECTIVITY INC.

DESCRIPTION: GF824B-6A CATEGORY 6A CABLE ASSEMBLY

6180 Industrial Ct. Greendale WI, 53129 Tel: 414-488-6320 Fax: 414-433-9041	CAGE CODE: 8A8D5	DRAWING NUMBER: GFACAT6A-653	SHEET: 1 OF 2
--	---------------------	---------------------------------	------------------

UNLESS OTHERWISE SPECIFIED:
ALL DIMENSIONS ARE IN INCHES.
ALL DIMENSIONS ARE FOR REFERENCE ONLY.



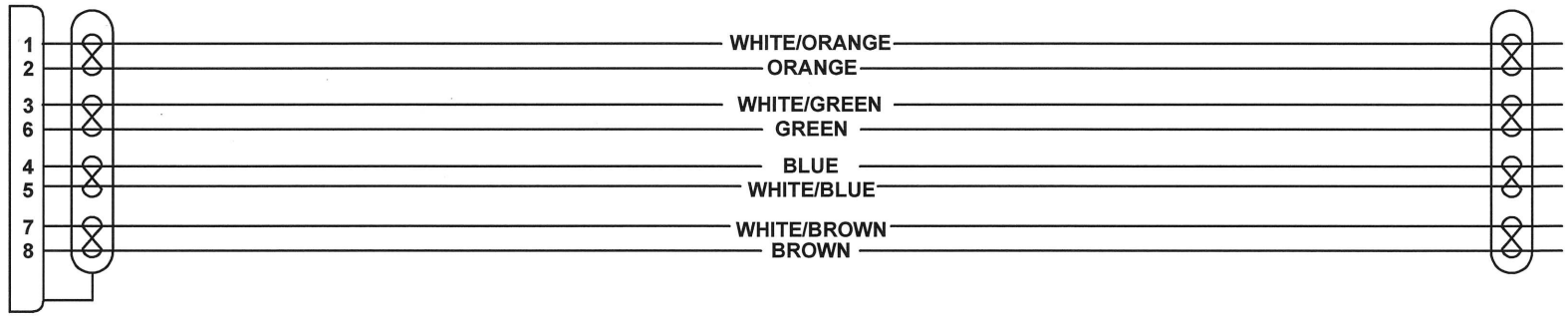
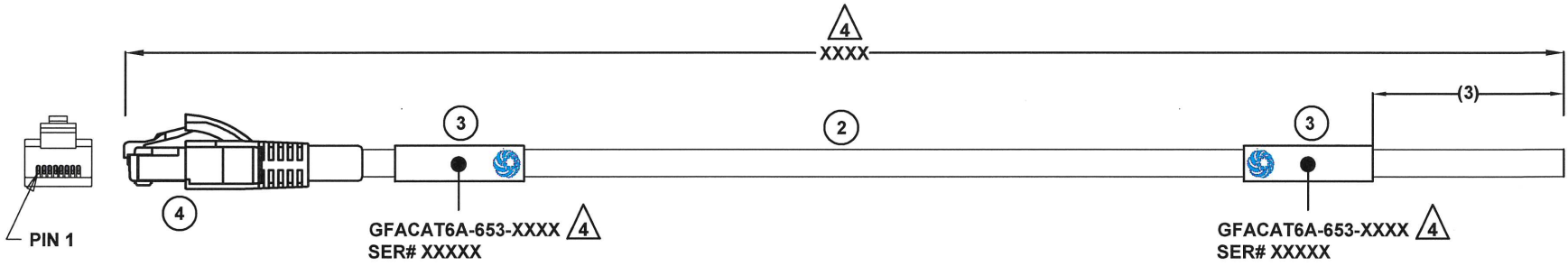
6 5 4 3 2 1

6 5 4 3 2 1

D
C
B
A

D
C
B
A

Preliminary
GFACAT6A-653-XXXX 



6180 Industrial Ct. Greendale WI, 53129
Tel: 414-488-6320 Fax: 414-433-9041

CAGE CODE: 8A8D5	DRAWING NUMBER: GFACAT6A-653	SHEET: 2 OF 2
---------------------	---------------------------------	------------------