


ECN	REVISION	ZONE	SHEET	DESCRIPTION OF CHANGE	APPROVED	DATE
314	NR	-	-	INITIAL RELEASE	KMK	10/21/2020
706	A	-	-	UPDATED PIN 1 LOCATION INDICATOR	<i>[Signature]</i>	5/16/23

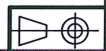
Notes:

1. Terminate connectors per manufactures assembly instructions. Locate labels within one inch of adhesive heat shrink.
2. Length tolerance +3/-0 inches.
3. The XXXX of the serial number on labels will be replaced with numbers from the serial number on the work order.
4. The XXX in the part number is the length of the assembly in inches.
5. Test cables with Fluke CableQ tester for continuity, cross continuity and 1000 BaseT .
6. Include test results with each shipment.

2	M23053/4-303-0	.470 INCH BLACK ADHESIVE HEAT SHRINK	6
2	B0051-V0	RJ45 BLACK BOOT	5
2	111S08080090H34	CATEGORY 6A RJ45 STRAIGHT PLUG	4
2	3PS-375-2-WT	.375 INCH WHITE HEAT SHRINK LABEL	3
A/R	GF100-24CAT6A	CATEGORY 6A ETHERNET CABLE	2
4	GFACAT6A-244-XXX	CATEGORY 6A ETHERNET ASSEMBLY	1
QTY	PART NUMBER	DESCRIPTION	ITEM #
-XXX	BILL OF MATERIALS		
ASSY			


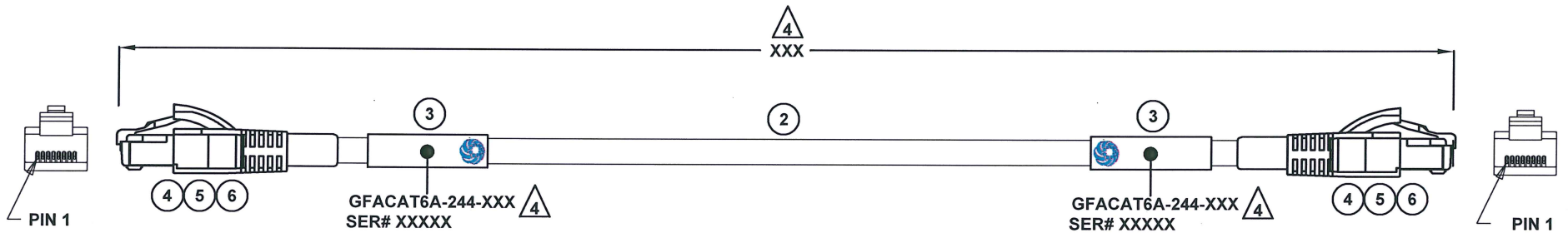
DESIGNED BY: C CHAPMAN	DATE: 10/20/2020	CHECKED BY: K KRUEGER	DATE: 10/21/2020	APPROVED BY: C CHAPMAN	DATE: 10/20/2020
			DESCRIPTION: CATEGORY 6A ETHERNET ASSEMBLY		
6180 Industrial Ct. Greendale WI, 53129 Tel: 414-488-6320 Fax: 414-433-9041		CAGE CODE: 8A8D5	DRAWING NUMBER: GFACAT6A-244	SHEET: 1 OF 2	

UNLESS OTHERWISE SPECIFIED:
ALL DIMENSIONS ARE IN INCHES.
ALL DIMENSIONS ARE FOR REFERENCE ONLY.



REVISION
NR

GFACAT6A-244-XXX



6180 Industrial Ct. Greendale WI, 53129
Tel: 414-488-6320 Fax: 414-433-9041

CAGE CODE: 8A8D5	DRAWING NUMBER: GFACAT6A-244	SHEET: 2 OF 2
---------------------	---------------------------------	------------------