






Notes:

1. Terminate connectors per manufactures assembly instructions. Locate labels within one inch of adhesive heat shrink.
2. Length tolerance +3/-0 inches.
3. The XXXX of the serial number on labels will be replaced with numbers from the serial number on the work order.
- 4  The XXX in the part number is the length of the assembly in inches.
- 5  Discard ATUM12/3-0 heat shrink supplied with GFSC-2029.
6. Test cables with Fluke CableIQ tester for continuity, cross continuity and 1000 BaseT .
7. Include test results with each shipment.

ECN	REVISION	ZONE	SHEET	DESCRIPTION OF CHANGE	APPROVED	DATE
528	NR	-	-	INITIAL RELEASE	KMK	2-18-22
843	A	P/L C6	1 1	CHANGED ITEM 4 FROM GFSC-2018 TO GFSC-2029 ADDED FLAG NOTE 5	CC	1-8-24

5 	2	B0051-V0	RJ45 BLACK BOOT	5
	2	GFSC-2029	CATEGORY 6A RJ45 STRAIGHT PLUG	4
	2	3PS-375-2-WT	.375 INCH WHITE HEAT SHRINK LABEL	3
	A/R	GF824A-5E	CATEGORY 6 ETHERNET CABLE	2
4 		GFACAT6-350-XXX	CATEGORY 6 ETHERNET ASSEMBLY	1
	QTY	PART NUMBER	DESCRIPTION	ITEM #
	-XXX	BILL OF MATERIALS		
	ASSY			

DESIGNED BY: C CHAPMAN	DATE: 2/18/2022	CHECKED BY: KIM KRUEGER	DATE: 2/18/2022	APPROVED BY: C CHAPMAN	DATE: 2/18/2022
---------------------------	--------------------	----------------------------	--------------------	---------------------------	--------------------

	DESCRIPTION: CATEGORY 6 ETHERNET ASSEMBLY	
	CAGE CODE: 8A8D5	DRAWING NUMBER: GFACAT6-350

6180 Industrial Ct. Greendale WI, 53129 Tel: 414-488-6320 Fax: 414-433-9041	SHEET: 1 OF 2
--	------------------

UNLESS OTHERWISE SPECIFIED:
ALL DIMENSIONS ARE IN INCHES.
ALL DIMENSIONS ARE FOR REFERENCE ONLY.



GFACAT6-350-XXX

